

Manual for Audience

- ① Introduction (common matters)
- ② How to watch the program
(Including how to participate in the ZOOM webinar and precautions)
- ③ How to browse WEB posters and use bulletin boards
- ④ How to participate in poster presentation
 - If you have ZOOM Breakout Room installed
- ⑤ How to participate in poster presentation
 - If you do not have ZOOM Breakout Room installed
(Including how to participate in the ZOOM breakout room and cautions)

Introduction

At the 141st Annual Meeting of the Pharmaceutical Society of Japan (Hiroshima), we initially prepared for the on-line meeting, but due to the influence of the corona virus, it was decided to hold it completely online in a hurry.

Therefore, apart from the "Annual Meeting Website" that posts the outline and announcements of the event, we will operate **the "Annual Meeting Online Venue" that is fully online.**

Originally, it is desirable to operate all on one site, but we would appreciate your understanding This manual was prepared to express how to login, and to compensate for Japanese description in our webpage.

■ Annual Meeting Website (<https://confit.atlas.jp/guide/event/pharm141/top>)



The annual meeting website can be searched by the above URL or "Pharmaceutical Society of Japan 141 Annual Meeting", and anyone can browse it.

You cannot move to the annual meeting online venue from the annual meeting website.



■ Annual Meeting Online Venue



The annual meeting online venue has introduced a system that sends URLs that can only be viewed by those who have completed registration.

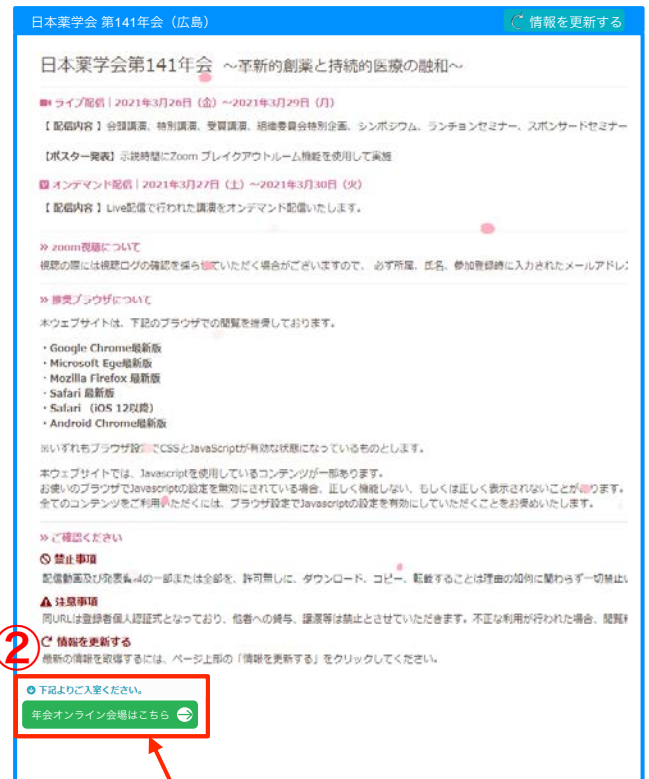
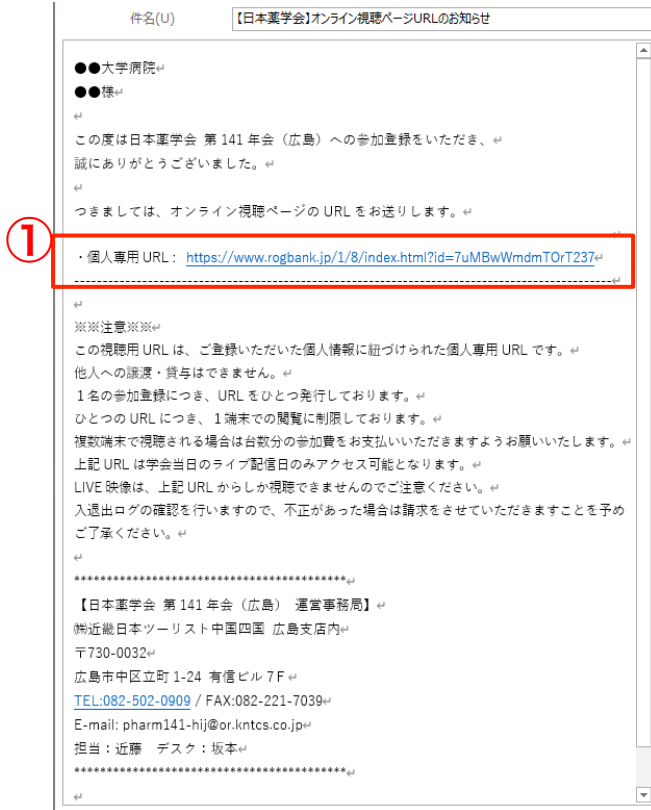
Excludes speakers of major lectures (president's lecture, Special Program by the Organizing Committee, keynote lectures, special lectures, award lectures, symposiums, luncheon seminars, sponsored seminars), chairpersons of each session, and some related parties.

In order to prevent fraudulent viewing (illegal viewing, illegal acquisition of credits, etc.), the URL of the annual meeting online venue will be individually issued and distributed as a personal URL linked to the personal information registered for participation. It cannot be rented or transferred.

At the annual meeting online venue, we have prepared pages for "Chair / Speaker Reception", "Schedule", "Program", "Web Poster Viewing / Bulletin Board", and "Poster Presentation".

Login from personal URL

- ① Individually email the URL for viewing the annual meeting online venue (hereinafter, "the viewing URL") to the main speakers.
* The viewing URL will be distributed sequentially from 10 days before the annual meeting.
- ② Click the viewing URL to confirm the login with the meeting name, event outline, and notes. The page will be displayed, so check the contents and click “年会オンライン会場はこちら(Here for the annual meeting online venue).” Then move to the program page.



Click here for the annual meeting online venue

※ ※ Caution ※ ※

下記よりご入室ください。

年会オンライン会場はこちら

The URL attached to the email will be accessible only on the day of the conference (March 26-29).

This viewing URL is a personal URL linked to the registered personal information.

It cannot be transferred or lent to another person.

One URL is issued for each registration.

We limit viewing on one device per URL.

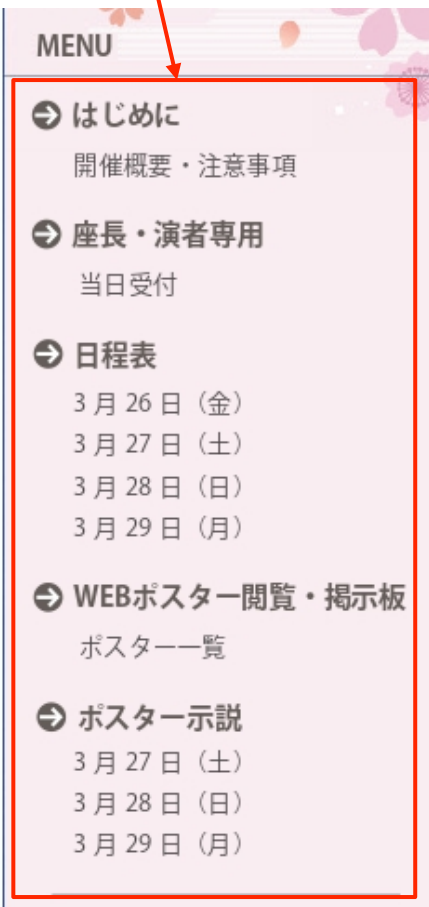
If you want to watch on multiple devices, please pay the participation fee for each device.

LIVE video and poster viewing / presentation can only be participated via the above URL.

We will check the entry / exit log, so if there is any fraud, we will charge you. .

Annual meeting online venue (information of top page)

Click the URL of the email to open the top page of the following annual meeting online venue.



Please move to the page of your choice from the menu.

- Introduction

Please check the operation on your browser by the day before the event. Please also check the cautions.

- For chairs and speakers only “座長・演者専用” (Chair / Speaker).

This page is for reception on the day of the chair / speaker. Only related participants can log in.

Below is the program viewing page.

- How to watch the program from the timetable (see P.5 ~)

- How to browse WEB posters and use bulletin boards (see pages 7 ~)

- How to participate in poster presentation (see pages 11~)

② How to watch the program

- To all online participants

When logging in to ZOOM, please enter "Name (affiliation)".

※If you are applying for pharmacist credits, please check the credits manual separately.

Be sure to turn off the microphone when watching.

Questions will be accepted via chat, but the chair will be responsible for accepting or rejecting the questions.

Please refrain from comments other than the content of the presentation.

Timetable

From the timetable, click the date you want to watch (①) and select the program (②).

日本薬学会第141年会

日程表 / 3月27日(土) ※視聴希望のプログラムをクリックして入室ください。

時間

時間	A 会場	B 会場
9:00	9:00 ~ 10:00 会頭講演 PL ②	
10:00	10:15 ~ 11:05 薬学会会賞 受賞講演 AL01	10:15 ~ 11:15 特別講演 SL01
11:00		

① 日程表
3月26日(金)
3月27日(土)
3月28日(日)
3月29日(月)

③ The details of the program will be displayed, so please check the contents and proceed to the viewing page.

9:00 ~ 10:00
A 会場 会頭講演 PL

「日本薬学会の更なる発展のために」
演者: 佐々木 茂貴 (長崎国際大薬)
座長: 小澤 光一郎 (広島大院医系科学)

● 視聴ページはこちら

名前を入力してください
氏名(所属)

④ The login screen for ZOOM will open, so enter your "Name (affiliation)" and proceed to the viewing page.

③ How to browse WEB posters and use bulletin boards

■ To everyone who participates in the web poster

Questions to the presenter will be accepted on the bulletin board function, so please enter your question. It is up to the presenter to decide whether or not to answer. Please refrain from commenting other than the content of the presentation.

Move to WEB poster list page

④ The poster is in PDF format.

Please scroll the screen to browse.

セッション名 「演題名」

27P01-001 (演題番号)
(ポスター発表対象演題の場合は、演題番号を赤字で記す。)

発表題目

日本薬学会病院 (所属)
○薬学 太郎 (氏名)

COIなしの場合 → 筆頭演者は日本薬学会へのCOI自己申告を完了しています。
本演題の発表に際して開示すべきCOIはありません。

COIありの場合 → 筆頭演者は日本薬学会へ過去2年間のCOI自己申告を完了しています。
※2ページ目に筆頭演者のCOI開示を掲示してください。

Copyright © 著作権. All Rights Reserved.

Ask a question on the WEB poster bulletin board

① You can ask and answer questions using the bulletin board function on the right side of the screen.

※The facilitation of the poster presentation is left to the presenter.

※ There may be no answer to the question.

※It is not a system that can get answers from presenters in a timely manner.



Click "Ask a question" at the top right of the screen to open the question entry screen.

※presentations are not given on this page. For information on how to participate in the poster presentation, please refer to "How to participate in the poster presentation" on the next page.

② Write your answer and click "Post Answer" to confirm.

氏名 (Name)
薬科 次郎 ← It will be displayed automatically from the login information.

所属 (Affiliation)
広島薬科大学 ← It will be displayed automatically from the login information.

質問内容(Question)
ここに質問を記入します。(Fill in your question here.)
質問Aについてご回答ください。(Please answer question A.)
よろしくをお願いします。(Thank you.)

質問を投稿する Post a question キャンセル Cancel

③ If you want to correct the question, click 「修正する」 "Correct" and fill in a new one. ※ Questions cannot be corrected after the answer from the presenter.

→ 質疑応答 Q&A

質問 薬科 次郎 3月27日 15:10
広島薬科大学

ここに質問者からの質問が記入されます。
質問Aについてのご回答をお願いします。

修正する ← Click to open the question correction screen

④ How to participate in poster presentation

If you have the ZOOM app installed

■ To all online participants

When logging in to ZOOM, please enter "Name (affiliation)". When watching, please turn off the microphone except when asking a question. It is up to the presenter to proceed with the question and answer session. Please refrain from any questions or comments other than the content of the presentation.

How to participate in the poster session

① Entering the breakout room

Participants can enter the room **10 minutes before** the start of the poster session time.

② Please select the program you want to participate in the poster session from the poster presentation venues (P01 and P02 venues) in the schedule below.

MENU

- はじめに
開催概要・注意事項
- 座長・演者専用
当日受付
- 日程表
3月26日(金)
3月27日(土)
3月28日(日)
3月29日(月)
- WEBポスター閲覧・掲示板
ポスター一覧
- ポスター示説**
3月27日(土)
3月28日(日)
3月29日(月)

日本薬学会第141年会

ポスター示説 / 3月27日(土)

3月27日(土) | 3月28日(日) | 3月29日(月)

P01 会場	P02 会場
16:00 ~ 17:00	17:00 ~ 18:00
化学系 27P01-001 ~ 040	化学系 27P02-001 ~ 040
化学系 27P01-041 ~ 071 27P01-322 ~ 326	化学系 27P02-041 ~ 077
物理系 27P01-072 ~ 100	生物系 27P02-078 ~ 115
物理系 27P01-101 ~ 124	生物系 27P02-116 ~ 152
医療系 27P01-125 ~ 160	医療系 27P02-153 ~ 175
医療系 27P01-161 ~ 195	医療系 27P02-176 ~ 200
医療系 27P01-196 ~ 230	医療系 27P02-201 ~ 225
医療系 27P01-231 ~ 265	医療系 27P02-226 ~ 250
その他 27P01-226 ~ 295	医療系 27P02-251 ~ 275
その他 27P01-296 ~ 321	医療系 27P02-276 ~ 298

Select the poster program you want to see and the ZOOM login screen will open. Please log in. After logging in, you will be taken to the assigned breakout room.

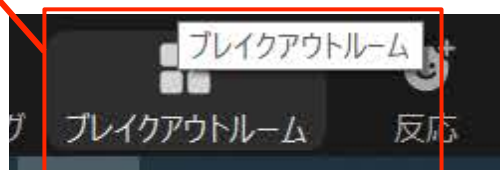
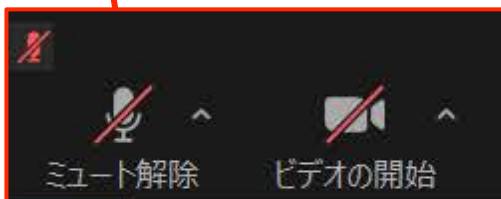
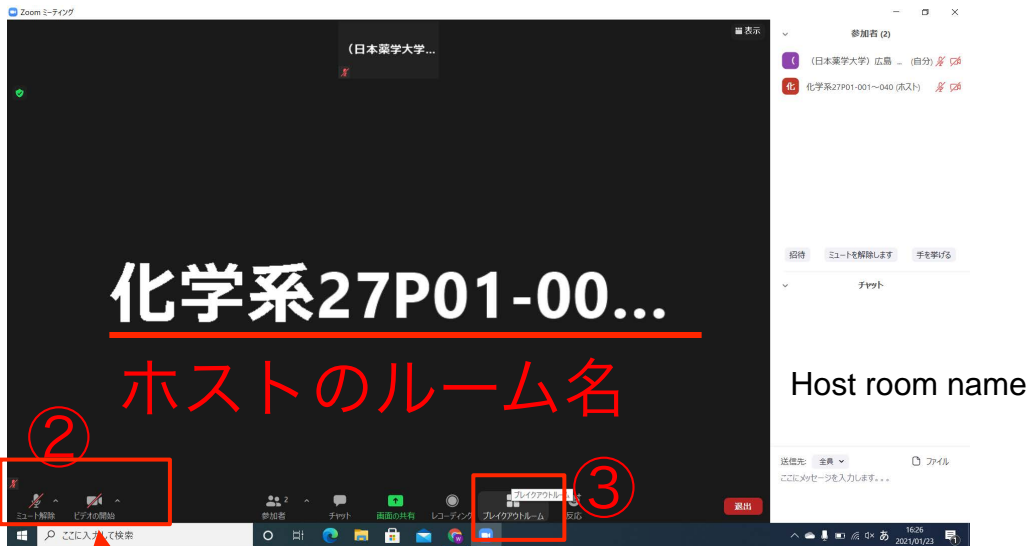
If you are using the ZOOM app, please install (update) the latest version.

If it is not up to date, Breakout Room functionality may be limited.

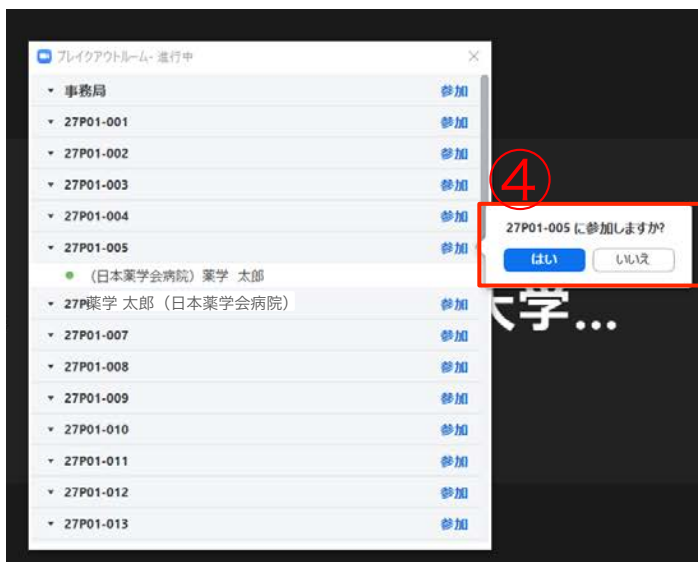
The ZOOM app is installed → Go to the next page
If you do not have the ZOOM app installed → P.16

If you have the ZOOM app installed

- ① When you log in to ZOOM, you will enter the host room of the breakout room.
 ※Please use "Name (affiliation)" as the login name.
- ② Turn off audio / video.
- ③ Please move from the host room to the discussion room of your choice.



- ④ A list of breakout rooms will be displayed. Click "Join" for the poster session you want to participate in.



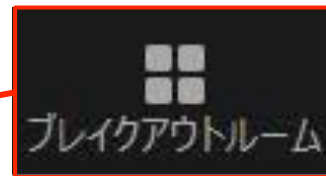
※ The name of the presenter is "P: Name (affiliation)"

If you have the ZOOM app installed

- ⑤ Start the question with the microphone and video turned on as the presenter (P: name (affiliation)) leads .
- ⑥ You can move the room freely during the poster session time. Click the breakout room icon and follow the steps ③ and ④ on the previous page to participate in the poster session of your choice.



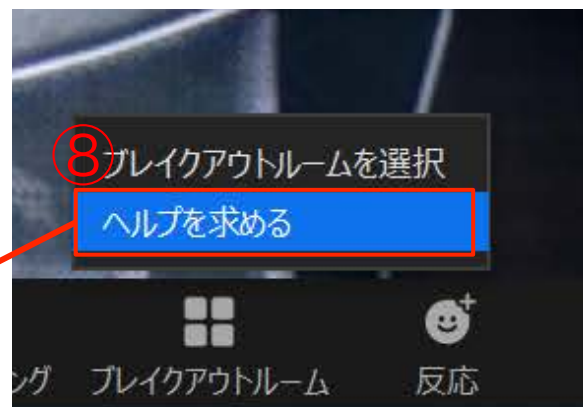
Breakout room



If you cannot leave or move well. Also, if you have something to check with the secretariat, Please select "⑦ Breakout Room" → "⑧ Ask for Help" → "⑨ Invite Host".

If you invite a host, the operator will take care of it for that reason.

Please follow the operator's instructions and cooperate in smooth operation.



If you have the ZOOM app installed

Regarding the elapsed time and the end time, the secretariat operator will inform you of the end, 5 minutes before the end and 1 minute before the end.

Thank you for your cooperation so that the questions can be completed in time.



From the secretariat to everyone:
5 minutes before the end.

From the secretariat to everyone:
1 minute before the end.

From the secretariat to everyone:
It's done.

※ Cautions ※

- When logging in to ZOOM, enter "Name (affiliation)".
 - After the poster session time, the secretariat will forcibly terminate the breakout room.
- For subsequent questions, please go to the bulletin board on the WEB poster.
- You cannot log in to multiple program breakout rooms at the same time.
 - In the unlikely event that you are browsing at multiple venues at the same time, we will charge the participation fee for the number of units.

⑤ How to participate in poster session

If you do not have the ZOOM app installed

How to participate in the poster session

① Entering the breakout room

Participants can enter the room **10 minutes before** the start of the poster session time.

② Please select the program you want to participate in the poster session from the poster presentation venues (P01 and P02 venues) in the timetable below.

MENU

- はじめに
開催概要・注意事項
- 座長・演者専用
当日受付
- 日程表
3月26日(金)
3月27日(土)
3月28日(日)
3月29日(月)
- WEBポスター閲覧・掲示板
ポスター一覧
- ポスター示説**
3月27日(土)
3月28日(日)
3月29日(月)

日本薬学会第141年会

ポスター示説 / 3月27日(土)

3月27日(土) | 3月28日(日) | 3月29日(月)

P01 会場	P02 会場
16:00 ~ 17:00	17:00 ~ 18:00
化学系 27P01-001 ~ 040	化学系 27P02-001 ~ 040
化学系 27P01-041 ~ 071 27P01-322 ~ 326	化学系 27P02-041 ~ 077
物理系 27P01-072 ~ 100	生物系 27P02-078 ~ 115
物理系 27P01-101 ~ 124	生物系 27P02-116 ~ 152
医療系 27P01-125 ~ 160	医療系 27P02-153 ~ 175
医療系 27P01-161 ~ 195	医療系 27P02-176 ~ 200
医療系 27P01-196 ~ 230	医療系 27P02-201 ~ 225
医療系 27P01-231 ~ 265	医療系 27P02-226 ~ 250
その他 27P01-226 ~ 295	医療系 27P02-251 ~ 275
その他 27P01-296 ~ 321	医療系 27P02-276 ~ 298

Select the poster program you want to see and the ZOOM login screen will open. Please log in. After logging in, you will be taken to the assigned breakout room.

If you do not have the ZOOM app installed

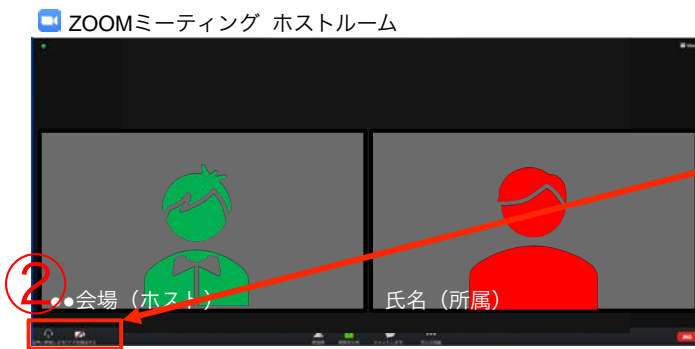
If you cannot install the ZOOM app, you can join the breakout room via your browser. (ZOOM recommends Google Chrome)

However, please note that there are functional restrictions.

① When you log in to ZOOM, you will enter the host room of the breakout room.

※Please use "Name (affiliation)" as the login name.

②Entry is "permit system by operator". Since it will be assigned to the host room, please cancel "Mute microphone" and start "Video" and tell the operator the title number you want to enter.



You can talk with the operator by starting audio / video.

③ The room is moved by the operation of the host .

The host has a breakout room open. Please wait until it is assigned.



After moving to the poster venue, depending on the situation, please operate audio and video ON / OFF.

※The name of the presenter is "P: Name (affiliation)".

If you do not have the ZOOM app installed

If you want to move to another room, click “① Ask for support” → “② Invite the host”. The host will move you to the "secretariat room" where you can talk to the operator. In the secretariat room, please tell the operator your request (title number, etc.).

ZOOMミーティング 27P1-005 (ルーム名)



Regarding the elapsed time and the end time, the secretariat operator will inform you of the end, 5 minutes before the end and 1 minute before the end.

Thank you for your cooperation so that the questions can be completed in time.

ZOOMミーティング 27P1-005 (ルーム名)



From the secretariat to everyone:
5 minutes before the end.

From the secretariat to everyone:
1 minute before the end.

From the secretariat to everyone:
It's done.

※ Cautions ※

- When logging in to ZOOM, enter "Name (affiliation)".
- After the poster session time, the secretariat will forcibly terminate the breakout room.

For subsequent questions, please go to the bulletin board on the WEB poster.

- You cannot log in to multiple program breakout rooms at the same time.

In the unlikely event that you are browsing at multiple venues at the same time, we will charge the participation fee for the number of units.